

Scaled data based on original data using  
LM-79-08 Approved Method: Electrical and Photometric Measurements of Solid-  
State Lighting Products

Test Report Prepared for  
Cooper Lighting Solutions  
(formerly Eaton)

Brand: INVUE

Report Number: P140944

Luminaire Tested: **EMM-F01-LED-E1-SL2-7030**

Issue Date: 03/03/2020

**Test Information**

Test Method: LM-79-08  
Report Number: P140944  
REPORT IS SCALED FROM IESNA LM-79-08 TEST DATA (P33690)  
Test Lab: INNOVATION CENTER-P3  
Issue Date: 03/03/2020  
Manufacturer: COOPER LIGHTING SOLUTIONS (FORMERLY EATON)  
Product Line: INVUE  
Catalog Number: EMM-F01-LED-E1-SL2-7030  
Description: EPIC MODERN MEDIUM DECORATIVE LED LUMINAIRE  
(1) LIGHTBARS WITH AccuLED OPTICS - TYPE 2 W/ SPILL LIGHT CONTROL  
Light Source: (7) 3000K CCT, 70 CRI LEDs  
Ballast/Driver: -

**Summary**

Lumens per Lamp: N/A  
Luminaire Lumens: 2169.9 lumens  
Efficiency: N/A  
Efficacy: 83.8 lumens/watt  
Luminous Opening: Rectangular (W 0.17' x L: 1' x H: 0')  
IES Classification: Type II - Short - Non-Cutoff  
BUG Rating: B1 - U0 - G1

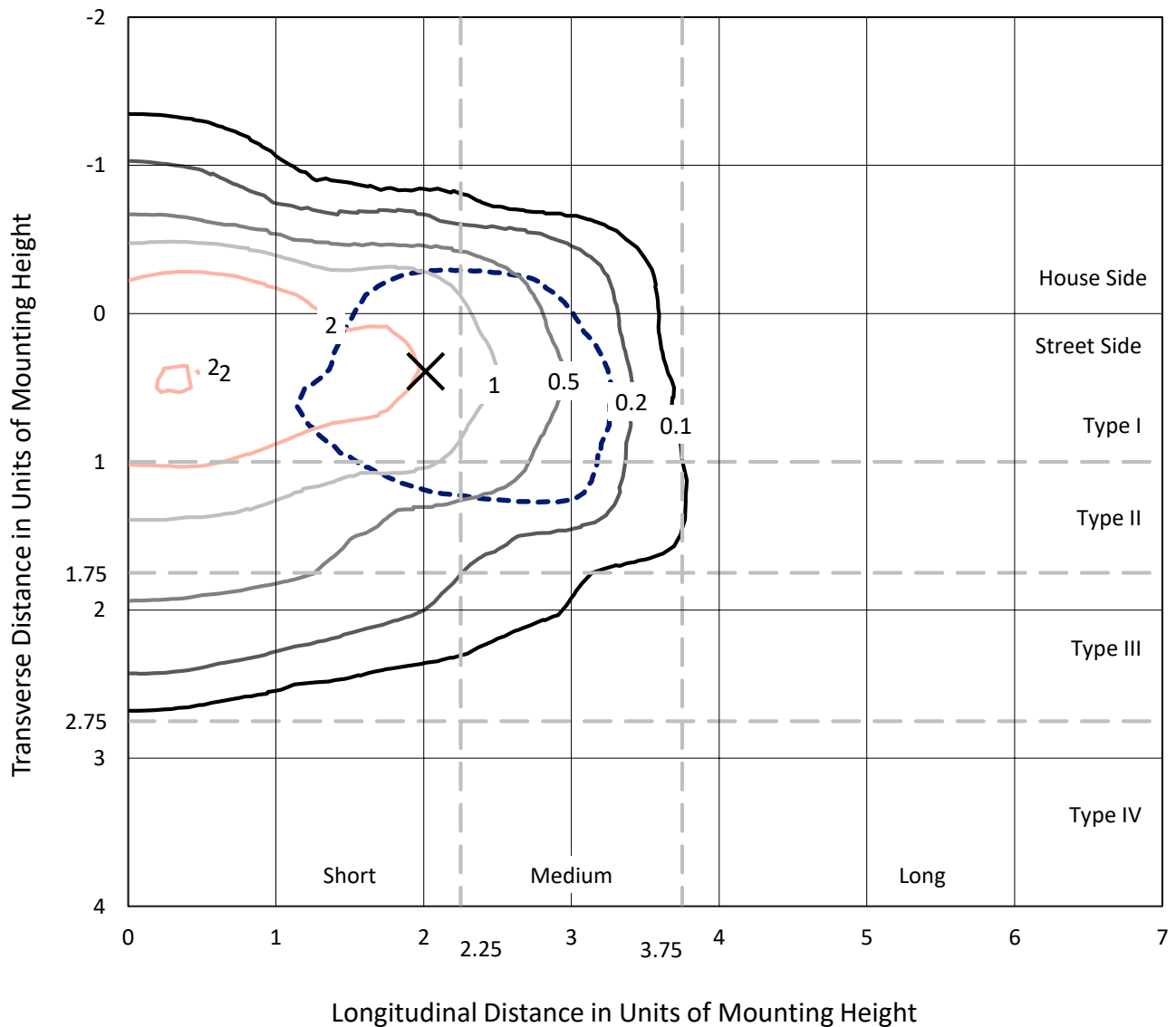
Input Watts (W): 25.9  
Input Voltage (V): NR  
Input Current (Ain): NR  
Voltage Rise (V): NR  
Power Factor: NR  
Total Harmonic Distortion (THDi): NR  
Frequency (hertz): 60  
Stabilization Time: NR  
Operation Time: NR  
Ambient Temperature (°C): NR  
Test Distance: 25 FT



REPORT NUMBER: P140944  
 CATALOG NUMBER: EMM-F01-LED-E1-SL2-7030

### Iso-Footcandle Lines of Horizontal Illumination

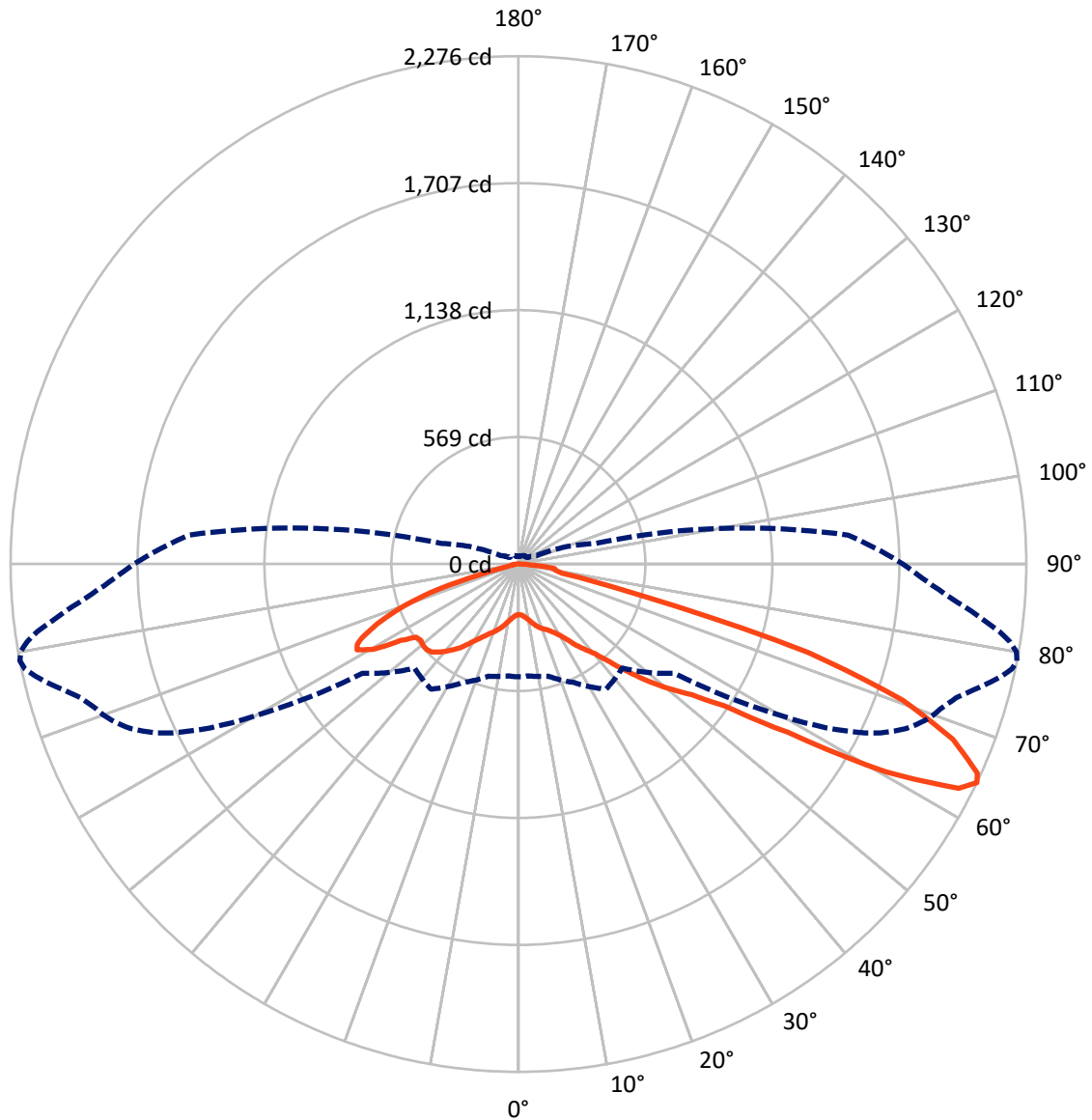
× Max cd  
 - - - 1/2 Max cd



Based on 10 foot mounting height. Maximum calculated value = 3 fc  
 Type II - Short - Non-Cutoff

REPORT NUMBER: P140944  
CATALOG NUMBER: EMM-F01-LED-E1-SL2-7030

### Luminous Intensity Polar Plot



— Vertical Plane Through 79-Deg Lateral      - - - Horizontal Cone Through 64-Deg Vertical

REPORT NUMBER: P140944

CATALOG NUMBER: EMM-F01-LED-E1-SL2-7030

**FLUX DISTRIBUTION:**

		Downward	Upward	Total
<b>House Side</b>	Lumens	517.2	0.0	517.2
	% Fixture	23.8	0.0	23.8
<b>Street Side</b>	Lumens	1652.7	0.0	1652.7
	% Fixture	76.2	0.0	76.2
<b>Total</b>	Lumens	2169.9	0.0	2169.9
	% Fixture	100.0	0.0	100.0

**Coefficient of Utilization**

**ZONAL LUMENS:**

Zone	Lumens	% Fixture
0°-10°	22.5	1.0
10°-20°	72.9	3.4
20°-30°	125.1	5.8
30°-40°	209.2	9.6
40°-50°	358.3	16.5
50°-60°	483.3	22.3
60°-70°	611.4	28.2
70°-80°	244.0	11.2
80°-90°	43.3	2.0
90°-100°	0.0	0.0
100°-110°	0.0	0.0
110°-120°	0.0	0.0
120°-130°	0.0	0.0
130°-140°	0.0	0.0
140°-150°	0.0	0.0
150°-160°	0.0	0.0
160°-170°	0.0	0.0
170°-180°	0.0	0.0
0°-90°	2169.9	100.0
0°-180°	2169.9	100.0



REPORT NUMBER: P140944

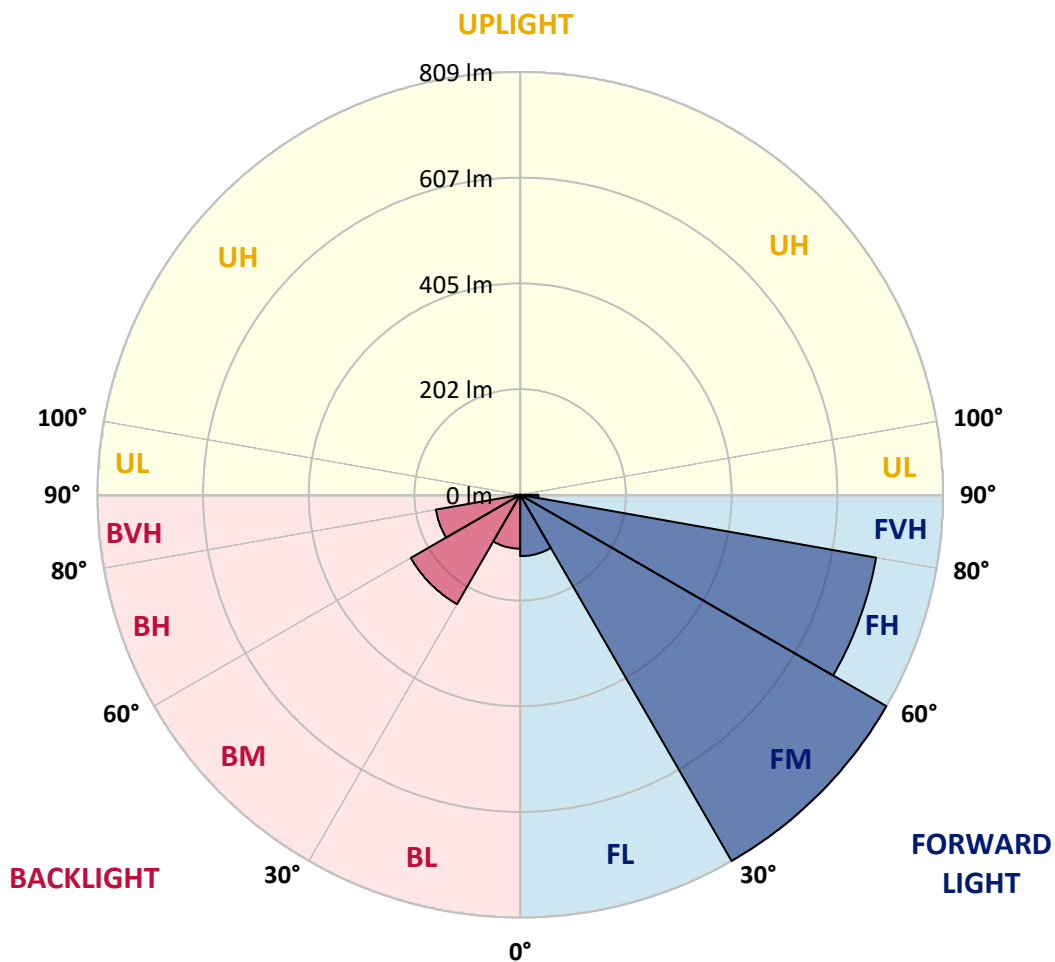
CATALOG NUMBER: EMM-F01-LED-E1-SL2-7030

**LUMINAIRE CLASSIFICATION SYSTEM LUMEN TABLE AND BUG RATING:**

Zone	Lumens	% Fixture	Zone Rating/Lumen Limit		
			B	U	G
FL (0°-30°)	117.4	5.4			
FM (30°-60°)	809.1	37.3			
FH (60°-80°)	691.5	31.9			G1/1800
FVH (80°-90°)	34.7	1.6			G1/100
BL (0°-30°)	103.1	4.8	B0/110		
BM (30°-60°)	241.7	11.1	B1/1000		
BH (60°-80°)	163.8	7.6	B1/500		G1/500
BVH (80°-90°)	8.6	0.4			G0/10
UL (90°-100°)	0.0	0.0		U0/0	
UH (100°-180°)	0.0	0.0		U0/0	

**BUG Rating: B1-U0-G1**

Type II Short





REPORT NUMBER: P140944

CATALOG NUMBER: EMM-F01-LED-E1-SL2-7030

**CANDELA DISTRIBUTION (FULL):**

	0°	5°	15°	25°	35°	45°	55°	60°	61°	62°	64°
0°	227.0	227.0	227.0	227.0	227.0	227.0	227.0	227.0	227.0	227.0	227.0
2.5°	225.9	226.2	225.9	226.7	227.2	228.0	228.0	228.0	228.0	228.0	228.0
5°	225.7	225.9	225.7	227.0	228.2	229.7	231.2	231.7	231.7	232.0	232.2
7.5°	228.0	228.2	228.0	229.5	231.2	233.7	236.5	238.0	238.3	238.5	239.0
10°	235.0	234.5	233.5	235.0	236.8	240.5	243.8	246.3	247.1	247.3	248.3
12.5°	244.3	244.0	242.3	241.5	242.5	246.8	252.8	256.4	257.1	257.4	258.4
15°	251.3	250.6	249.1	248.1	249.8	254.3	262.4	266.9	268.4	268.7	270.4
17.5°	255.9	255.4	252.8	252.1	254.8	261.9	271.9	277.5	278.5	279.2	281.2
20°	263.4	261.9	258.1	254.8	257.1	267.9	279.7	285.5	287.0	287.8	289.5
22.5°	273.4	272.2	267.7	259.4	259.4	271.4	286.8	293.3	294.6	296.1	298.1
25°	290.8	289.8	281.0	266.9	263.4	275.0	293.3	302.1	303.4	305.1	308.1
27.5°	308.6	307.4	297.6	278.7	270.4	281.5	302.9	313.4	315.2	317.2	320.7
30°	331.5	329.2	319.4	297.6	284.3	292.0	317.9	331.3	333.3	335.8	340.6
32.5°	382.8	383.8	365.9	342.8	319.4	316.2	341.3	357.6	360.7	363.9	370.5
35°	466.2	462.2	455.7	432.0	406.2	380.5	386.8	404.4	407.7	408.7	411.4
37.5°	519.5	521.8	527.0	527.0	507.7	496.9	479.0	470.5	471.2	472.3	470.0
40°	549.2	553.9	572.0	596.4	614.0	623.8	620.8	580.8	576.1	569.8	549.7
42.5°	570.5	575.3	606.2	653.0	696.7	731.4	750.5	719.1	715.5	700.5	676.3
45°	583.6	587.4	624.6	690.9	757.0	816.1	868.3	857.3	856.3	843.5	811.8
47.5°	581.1	584.3	623.0	703.0	789.7	869.9	950.8	970.9	971.9	968.6	949.3
50°	543.9	551.7	590.1	676.3	771.6	890.7	1004.1	1056.6	1058.1	1061.1	1053.6
52.5°	510.7	516.7	551.2	628.3	719.8	870.1	1036.0	1119.4	1132.2	1139.5	1153.6
55°	497.1	500.7	527.0	592.6	677.1	815.1	1046.8	1164.9	1187.8	1201.6	1233.8
57.5°	494.6	497.4	517.7	567.8	648.7	758.3	1043.3	1226.0	1262.2	1288.3	1350.7
60°	511.5	514.0	528.3	570.3	629.1	716.8	1011.1	1306.4	1357.2	1427.6	1528.1
62.5°	524.0	525.3	542.9	601.7	650.7	676.3	929.2	1362.7	1452.9	1542.4	1692.0
64°	505.7	503.2	520.5	585.4	684.1	659.0	853.3	1360.0	1465.8	1565.0	1726.9
65°	478.8	480.5	496.1	553.4	678.3	658.2	803.5	1329.8	1439.6	1544.9	1710.6
67.5°	372.0	378.8	383.0	435.6	555.7	679.6	672.8	1137.8	1248.1	1348.6	1544.4
70°	200.1	199.3	208.9	250.3	386.5	576.8	577.3	802.0	924.1	1049.1	1243.8
72.5°	73.6	77.4	84.9	114.4	200.8	416.2	529.1	556.2	610.7	710.0	918.9
75°	42.2	42.7	44.2	53.8	96.8	229.7	491.6	492.1	496.1	512.5	626.1
77.5°	32.9	31.9	32.7	34.9	52.8	120.9	394.3	467.5	467.0	464.5	481.0
80°	24.6	25.6	27.1	27.1	32.7	64.8	224.2	416.0	430.0	440.6	446.6
82.5°	19.9	20.6	24.4	24.4	23.9	36.7	105.8	308.1	352.4	381.0	425.5
85°	12.8	13.6	20.6	20.4	19.4	21.6	55.3	103.3	111.3	135.7	193.0
87.5°	3.5	4.3	9.6	8.3	10.1	8.0	20.6	31.4	38.7	43.7	55.0
90°	0.0	0.0	0.0	0.0	0.0	0.0	0.0	0.0	0.0	0.0	0.0



REPORT NUMBER: P140944

CATALOG NUMBER: EMM-F01-LED-E1-SL2-7030

**CANDELA DISTRIBUTION (continued):**

	65°	66°	67°	68°	69°	70°	71°	72°	73°	74°	75°
0°	227.0	227.0	227.0	227.0	227.0	227.0	227.0	227.0	227.0	227.0	227.0
2.5°	228.0	228.0	228.0	228.2	228.2	228.2	228.2	228.2	228.5	228.0	228.0
5°	232.5	232.2	232.5	232.5	233.2	233.0	233.2	233.2	233.0	233.5	233.5
7.5°	239.8	239.3	239.8	240.0	240.3	241.3	241.3	241.8	242.0	242.3	241.8
10°	248.6	249.3	249.6	249.6	250.8	251.3	251.3	252.1	252.8	253.3	253.1
12.5°	259.4	259.9	260.1	261.6	261.9	262.6	263.9	264.7	264.7	265.9	266.7
15°	271.4	271.9	273.4	274.0	275.0	276.2	277.0	277.7	277.7	280.0	280.7
17.5°	281.7	282.7	283.8	284.5	286.3	287.5	288.8	289.5	290.8	291.8	293.6
20°	290.5	291.8	293.1	294.6	295.8	297.1	298.6	299.6	301.1	302.6	304.4
22.5°	299.1	300.6	302.1	303.4	305.1	306.4	307.6	309.4	310.4	311.9	313.9
25°	308.4	310.9	312.4	314.2	315.9	317.7	319.2	320.7	322.2	324.2	326.2
27.5°	323.2	324.5	326.5	327.5	330.5	332.5	334.5	334.8	336.8	340.6	341.1
30°	342.6	344.8	346.1	349.6	350.1	350.9	354.1	356.4	358.9	361.9	363.2
32.5°	371.7	373.7	375.5	376.5	379.3	383.8	384.3	386.3	390.6	391.3	395.8
35°	414.4	414.9	417.7	419.2	422.7	425.3	426.5	428.3	430.5	435.8	437.1
37.5°	465.7	470.0	466.5	463.0	469.2	468.5	470.0	468.0	474.0	474.3	476.5
40°	545.4	543.6	536.1	528.0	524.3	522.0	517.5	516.5	519.8	518.2	519.0
42.5°	662.8	646.2	633.4	623.8	612.0	599.2	591.9	580.8	580.8	577.6	580.6
45°	800.7	782.1	758.3	735.6	721.1	704.2	686.9	675.3	663.5	654.7	662.5
47.5°	936.7	924.1	897.5	876.6	847.5	822.4	795.0	771.1	757.0	746.7	748.2
50°	1054.8	1043.3	1029.5	1001.3	979.2	953.6	924.6	893.2	862.8	850.5	839.9
52.5°	1154.4	1150.3	1138.5	1125.5	1107.4	1080.0	1061.6	1031.7	995.8	969.9	958.8
55°	1242.3	1249.4	1255.7	1252.9	1246.4	1242.8	1220.2	1199.9	1175.5	1167.9	1145.1
57.5°	1380.8	1401.2	1425.3	1438.6	1451.7	1481.6	1488.9	1481.1	1484.1	1482.1	1470.0
60°	1576.9	1626.1	1668.3	1702.0	1738.0	1772.9	1814.1	1841.3	1852.6	1896.3	1895.5
62.5°	1745.0	1810.6	1864.6	1905.1	1947.1	1978.7	2005.4	2032.5	2065.7	2097.4	2137.3
64°	1790.7	1842.3	1886.2	1922.4	1952.6	1978.5	1998.8	2023.7	2051.1	2092.1	2136.3
65°	1767.1	1825.2	1857.1	1889.8	1916.9	1937.0	1957.9	1980.5	2015.2	2047.6	2094.8
67.5°	1606.5	1650.5	1696.7	1727.1	1753.3	1765.1	1784.7	1803.6	1822.9	1855.6	1914.6
70°	1354.7	1403.9	1470.5	1499.2	1526.3	1530.6	1549.0	1563.0	1575.8	1619.3	1648.5
72.5°	1016.4	1111.9	1177.2	1227.5	1233.0	1254.4	1261.9	1267.7	1282.3	1290.3	1299.1
75°	700.5	786.4	842.0	861.1	884.4	873.1	860.1	814.1	814.3	775.4	731.1
77.5°	492.9	506.2	506.7	506.9	476.0	457.9	437.3	410.9	400.6	380.0	351.9
80°	446.9	445.4	436.1	424.7	407.9	383.8	358.9	341.6	328.0	312.7	292.5
82.5°	431.3	434.8	428.0	418.5	408.7	384.8	356.1	329.0	306.6	282.2	257.6
85°	210.1	216.1	235.7	248.6	251.6	236.8	216.4	191.8	168.1	141.5	129.2
87.5°	63.1	67.6	69.1	73.4	78.7	71.6	63.1	56.5	45.5	39.5	30.9
90°	0.0	0.0	0.0	0.0	0.0	0.0	0.0	0.0	0.0	0.0	0.0





REPORT NUMBER: P140944

CATALOG NUMBER: EMM-F01-LED-E1-SL2-7030

**CANDELA DISTRIBUTION (continued):**

	76°	77°	78°	79°	80°	81°	82°	83°	84°	85°	86°
0°	227.0	227.0	227.0	227.0	227.0	227.0	227.0	227.0	227.0	227.0	227.0
2.5°	228.0	228.2	228.2	228.0	228.2	228.2	228.5	228.2	228.2	228.2	228.0
5°	233.0	234.0	233.7	233.7	234.2	234.2	234.0	234.5	234.2	234.2	234.0
7.5°	242.5	242.5	243.3	243.5	243.0	243.0	243.5	243.8	244.3	244.5	244.5
10°	253.6	254.8	254.8	255.1	255.4	256.1	256.4	256.4	256.9	256.9	257.4
12.5°	267.2	267.7	268.2	269.4	269.7	269.7	270.9	270.7	270.7	271.9	272.2
15°	281.7	282.5	283.8	284.3	284.8	286.0	286.8	287.5	287.3	289.0	289.5
17.5°	294.6	295.3	296.8	298.1	298.8	299.6	300.1	301.1	302.6	303.9	304.1
20°	304.9	305.9	307.6	309.1	310.4	311.1	313.2	314.2	314.7	315.7	316.9
22.5°	314.9	316.7	318.4	318.9	321.7	322.5	324.0	325.5	326.5	328.7	329.5
25°	327.5	329.0	331.3	332.8	334.5	336.0	337.5	338.8	341.1	343.1	344.1
27.5°	344.1	345.3	347.1	349.9	351.4	352.4	355.1	357.6	358.6	360.7	362.4
30°	365.9	367.2	369.7	372.5	373.7	377.0	379.0	380.8	382.8	385.5	388.1
32.5°	397.9	399.4	401.6	405.1	405.1	407.4	411.7	415.5	417.0	420.2	422.0
35°	439.8	440.1	442.6	447.9	449.4	448.9	452.9	456.4	457.4	462.4	465.7
37.5°	480.5	481.3	484.3	486.3	489.1	491.1	493.9	499.1	499.1	506.4	509.4
40°	522.8	526.5	527.0	527.5	532.1	540.1	542.9	548.2	552.9	560.0	563.2
42.5°	584.1	588.1	592.9	598.4	605.2	609.7	615.0	622.5	624.6	633.4	635.6
45°	668.0	672.8	685.6	686.9	699.0	705.0	713.8	723.8	726.3	732.1	729.1
47.5°	751.7	757.3	771.3	785.9	797.0	807.5	810.0	814.3	818.1	814.6	815.6
50°	844.5	852.5	865.8	878.7	886.9	899.0	899.0	900.0	896.5	890.7	881.4
52.5°	953.0	954.3	962.8	972.9	980.4	983.0	983.0	977.2	968.6	959.3	941.2
55°	1134.3	1120.4	1122.9	1122.9	1117.4	1112.9	1109.4	1095.3	1078.5	1061.6	1045.0
57.5°	1460.7	1473.8	1434.8	1424.3	1424.8	1390.4	1376.3	1352.2	1334.1	1303.9	1278.5
60°	1926.5	1917.4	1904.6	1892.5	1893.5	1848.0	1816.1	1780.2	1748.8	1682.4	1654.3
62.5°	2173.0	2205.2	2223.5	2214.2	2192.9	2164.5	2112.2	2057.6	2002.4	1946.1	1895.5
64°	2182.1	2224.5	2260.7	2275.8	2265.8	2229.8	2176.5	2108.7	2042.8	1976.5	1915.4
65°	2138.3	2192.1	2238.9	2260.0	2260.5	2228.8	2175.5	2107.2	2036.8	1959.9	1896.3
67.5°	1956.9	2018.7	2064.7	2100.1	2130.5	2114.4	2077.5	2004.9	1938.3	1851.1	1781.4
70°	1684.7	1722.9	1774.6	1826.4	1850.8	1854.6	1840.7	1804.1	1726.1	1655.3	1565.5
72.5°	1298.4	1357.7	1327.3	1359.2	1379.6	1359.7	1362.2	1299.6	1274.5	1212.2	1149.1
75°	687.6	689.7	676.6	581.6	569.8	526.3	574.5	488.3	458.9	431.8	396.9
77.5°	318.9	277.7	239.3	199.8	163.4	143.0	111.6	98.3	88.5	77.9	80.2
80°	266.7	235.0	201.3	166.9	140.2	113.4	91.0	70.6	56.5	47.5	43.2
82.5°	236.0	208.1	184.7	163.6	144.5	118.1	97.0	74.9	57.6	43.5	33.7
85°	106.6	83.4	75.9	59.8	50.8	43.2	34.4	28.4	23.4	19.9	15.6
87.5°	24.9	17.1	14.6	13.8	12.1	11.3	9.6	10.1	8.3	6.5	6.8
90°	0.0	0.0	0.0	0.0	0.0	0.0	0.0	0.0	0.0	0.0	0.0



REPORT NUMBER: P140944

CATALOG NUMBER: EMM-F01-LED-E1-SL2-7030

**CANDELA DISTRIBUTION (continued):**

	87°	88°	89°	90°	95°	105°	115°	125°	135°	145°	155°
0°	227.0	227.0	227.0	227.0	227.0	227.0	227.0	227.0	227.0	227.0	227.0
2.5°	228.0	228.0	228.2	228.2	228.5	229.0	229.7	229.0	229.0	229.0	229.2
5°	234.5	234.7	234.5	234.5	235.0	235.7	236.0	234.5	233.7	233.0	232.0
7.5°	244.0	245.0	244.8	244.8	245.3	245.3	244.8	242.5	240.3	236.8	233.7
10°	257.4	257.9	257.9	257.9	258.6	259.1	256.9	251.8	245.8	239.5	234.0
12.5°	273.2	272.9	273.7	274.5	274.0	274.0	269.7	261.9	252.1	241.8	232.2
15°	289.8	290.0	290.0	291.3	291.5	290.5	283.8	271.7	256.6	241.0	225.7
17.5°	305.4	305.9	306.1	307.1	308.4	305.6	295.8	279.5	257.4	234.0	213.4
20°	318.4	319.2	319.9	320.7	322.0	319.9	306.9	283.3	253.3	222.7	199.1
22.5°	330.2	331.5	332.0	333.3	335.3	332.8	316.9	283.3	244.3	210.4	183.0
25°	344.6	346.1	348.6	349.1	352.6	349.9	325.0	281.2	234.0	194.8	165.6
27.5°	363.4	364.9	367.2	368.5	372.7	369.0	331.0	276.0	221.2	177.9	148.8
30°	388.3	389.8	392.6	393.8	401.6	389.1	335.0	267.9	206.3	158.3	129.4
32.5°	423.0	427.0	426.8	430.0	437.1	411.4	336.8	256.6	187.7	138.5	111.3
35°	468.5	471.2	473.8	478.3	481.6	435.3	335.5	241.8	164.6	117.9	95.5
37.5°	512.2	517.0	518.7	521.8	521.0	451.4	330.5	218.7	139.5	99.5	84.7
40°	566.8	569.5	575.0	577.8	564.5	466.7	318.7	187.7	114.4	87.5	77.7
42.5°	639.4	642.9	640.1	639.4	613.8	475.3	296.1	156.8	95.8	78.7	71.9
45°	727.6	729.1	720.8	715.3	670.6	474.5	263.1	127.7	82.9	72.1	66.9
47.5°	807.3	804.3	793.5	785.2	719.8	456.9	221.9	105.3	76.2	66.9	62.8
50°	873.1	859.8	848.2	837.7	759.3	430.0	182.5	88.7	69.6	62.6	58.8
52.5°	932.7	914.6	901.0	883.2	795.2	394.6	151.1	77.4	63.1	58.3	54.5
55°	1020.9	999.8	982.5	964.9	858.8	366.9	130.7	68.9	56.5	53.8	50.3
57.5°	1274.0	1217.4	1202.1	1186.3	1029.2	360.9	118.9	62.1	51.5	49.5	47.3
60°	1620.1	1583.4	1558.8	1520.1	1312.2	380.3	110.1	57.1	48.0	46.7	44.7
62.5°	1845.8	1801.5	1760.8	1721.4	1478.3	379.8	99.3	53.8	46.0	45.7	42.7
64°	1860.1	1810.6	1765.1	1722.6	1483.6	354.9	89.5	51.5	46.0	46.0	41.5
65°	1836.5	1786.7	1739.7	1695.5	1453.4	335.8	82.9	50.5	46.7	46.5	40.7
67.5°	1716.1	1666.1	1613.3	1565.8	1325.8	263.1	65.6	48.8	50.8	49.0	40.0
70°	1503.2	1446.4	1406.7	1372.5	1138.0	183.7	52.0	49.8	55.5	52.0	42.0
72.5°	1089.5	1043.3	1042.8	1004.1	861.6	116.6	42.0	49.5	55.3	51.5	43.5
75°	423.2	362.9	360.9	374.5	366.4	63.1	36.2	43.7	45.2	43.0	38.5
77.5°	72.4	71.1	70.4	74.1	81.7	34.9	33.2	37.2	33.7	30.4	31.9
80°	40.2	38.5	38.0	38.0	35.7	28.7	29.4	29.7	24.4	22.6	26.4
82.5°	27.9	25.9	24.9	24.1	23.4	25.6	26.1	23.4	17.6	17.3	24.6
85°	13.6	12.8	12.6	12.6	14.3	24.1	21.6	18.1	11.8	11.8	26.6
87.5°	5.8	5.8	5.0	5.0	7.8	15.3	9.8	7.5	4.8	5.5	10.8
90°	0.0	0.0	0.0	0.0	0.0	0.0	0.0	0.0	0.0	0.0	0.0



REPORT NUMBER: P140944

CATALOG NUMBER: EMM-F01-LED-E1-SL2-7030

**CANDELA DISTRIBUTION (continued):**

	165°	175°	180°
0°	227.0	227.0	227.0
2.5°	229.0	229.5	229.2
5°	230.7	230.7	230.2
7.5°	230.5	229.5	229.0
10°	229.0	226.2	225.9
12.5°	224.9	220.4	219.2
15°	213.4	207.3	205.8
17.5°	198.8	191.8	189.8
20°	182.2	174.2	171.4
22.5°	166.1	156.8	154.1
25°	148.5	139.2	137.7
27.5°	129.2	120.4	118.1
30°	111.3	103.8	102.0
32.5°	95.3	90.0	90.0
35°	84.7	80.2	80.2
37.5°	76.4	74.4	74.1
40°	70.9	69.1	68.9
42.5°	66.6	64.6	64.3
45°	62.1	60.1	60.1
47.5°	57.8	55.5	55.8
50°	53.5	51.8	51.8
52.5°	50.0	48.3	48.0
55°	46.7	45.0	44.7
57.5°	43.7	41.7	41.5
60°	40.7	38.7	38.2
62.5°	38.2	35.9	35.4
64°	36.7	34.4	33.9
65°	35.9	33.4	33.2
67.5°	35.2	31.9	31.7
70°	38.0	31.4	30.2
72.5°	38.2	30.7	29.2
75°	36.2	29.2	27.9
77.5°	31.9	26.6	25.1
80°	30.7	20.9	18.3
82.5°	28.1	17.1	14.3
85°	23.1	11.1	10.3
87.5°	13.3	7.3	5.3
90°	0.0	0.0	0.0

(END OF REPORT)